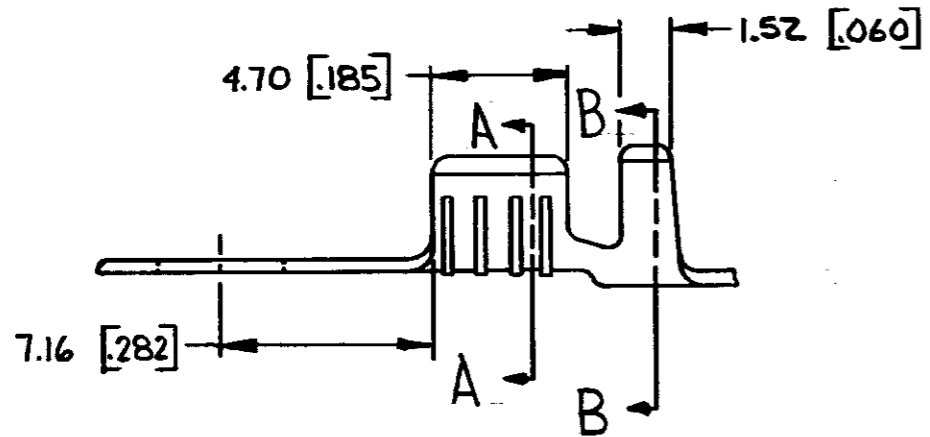
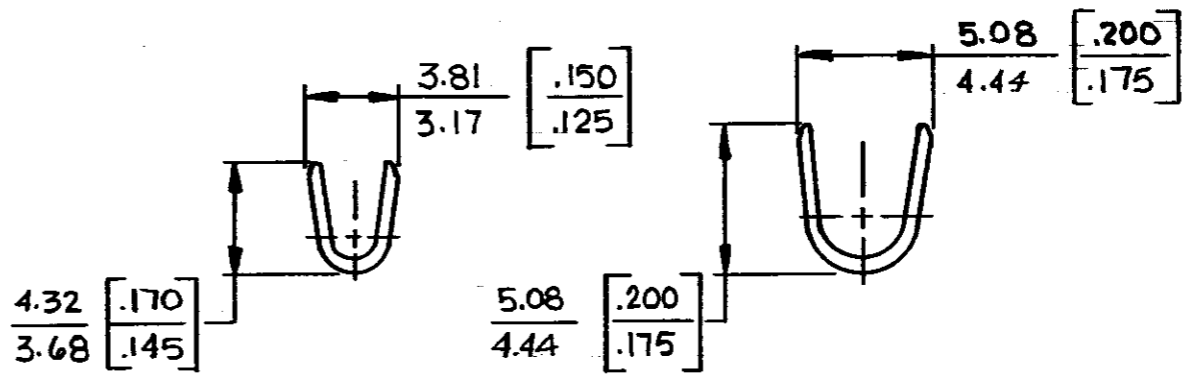
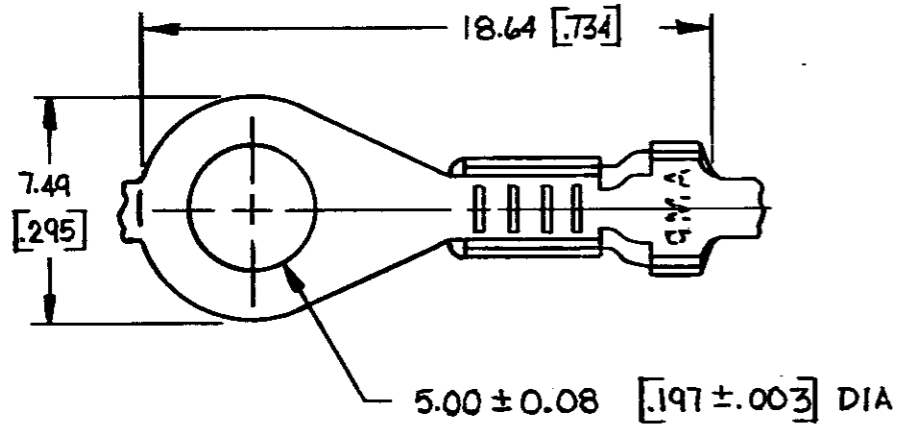


REVISIONS						
P	F	ZONE	LTR	DESCRIPTION	DATE	APPROVED
			F1	REVISED PER ECO-11-005294	13APR11	HMR



"U"-S DOWN	—	0.8-2.0mm <sup>2</sup>	2.54 - 3.56	TIN	↑	60772-3
"U"-S UP	#10	[18 - 14]	[.100 - .140]	TIN	↑	60772-2
"U"-S UP				NONE	0.46 [.018] BRASS	60772-1
REEL DIRECTION	STUD SIZE	WIRE RANGE	INSULATION RANGE	FINISH	MATERIAL	PART NO

UNLESS OTHERWISE SPECIFIED DIMENSIONS ARE IN ~~INCHES~~ mm  
TOLERANCES ON:  
DECIMALS ±0.38 [.015]  
ANGLES ± 1° 0'

CONTRACT NO	DR D. Adin 6-26-78
CHK	J. Hoffmann 7-25-78
APPD	R.P. Frantz 3-8-78
APPD	G. J. Licko 8-10-78
DSGN APPD	
OTHER APPD	

TE Connectivity		
NAME RING		
SIZE B	CODE IDENT NO 00779	DRAWING NO 60772
SCALE		SHEET

- CONTINUOUS STRIP ON REELS
- DIMENSIONS IN BRACKETS ARE IN INCHES

**METRIC**