



ROOTENNA® 2 PANEL ANTENNA: 4940 TO 5850 MHz OPERATION

The RoTenna® 2 panel antenna offered by Laird Technologies was developed to allow integration of the customer's radio equipment inside the weatherproof compartment. The expanded radio compartment is big enough to house transceivers, amplifiers, and other electronic equipment. Two sizes are available - the regular and a lower profile RoTenna®.

The antenna design utilizes a wideband element array over a solid 8.5" square backplane for consistent performance over a wide bandwidth. The housing is UV stabilized ABS plastic. The backplate is alodine coated aluminum with stainless steel fasteners. All bracket fasteners are stainless steel for corrosion protection. There are qty 4 8-32 threaded standoffs provided inside the enclosure for customer mounting. Included with the Roo2 are a customer mounting plate and a patented RJ45-ECS ethernet connector system.

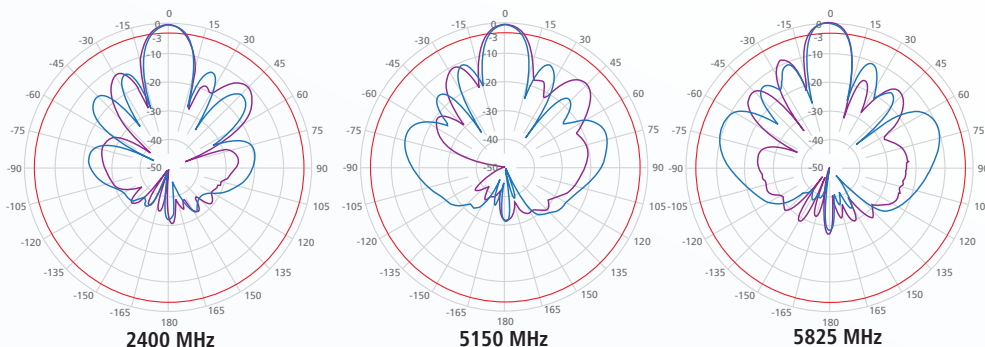
FEATURES 

- RooTenna®, the antenna with a pouch!
- Compact, low profile 19 dBi antenna gain
- Wideband operation 4940-5850MHz
- Includes patented RJ45-ECS ethernet connector system and customer mounting plate
- Vertical or horizontal polarization, beamwidth 15 deg
- Available with RPSMA, RPTNC, MC Card, MMCX, RPMMCX and U.FL antenna connector

MARKETS

- Integrated radio/antenna units
- High speed subscriber units
- Amplified antennas
- 802.11a/b/g applications

ANTENNA PATTERNS



global solutions: local support™

Americas: +1.847.839.6907
IAS-AmericasEastSales@lairdtech.com

Europe: +1.32.80.7866.12
IAS-EUSales@lairdtech.com

Asia: +1.65.6.243.8022
IAS-AsiaSales@lairdtech.com

www.lairdtech.com

SPECIFICATIONS

PARAMETER	MIN	TYP	MAX	UNITS
Frequency Range	4940		5850	MHz
VSWR (4940-4990MHz <2.0)		1.5:1		
Impedance		50		OHM
Input Power			20	W
Operating Temperature	-45		+70	Deg C
Gain		19		dBi
3db Beam Angle (E-Plane)		15		Deg
3db Beam Angle (H-Plane)		15		Deg
Front to Back		25		dB
Weight		29 (0.8)		oz (kg)
Dimension R2T58W		10.75" x 10.75" x 3.5" (267 x 267 x 89)		in (mm)
Inside Dim R2T58W		9" x 9" x 2.25" (229 x 229 x 57)		in (mm)
Dimension R2T58LW		10.75" x 10.75" x 2.6" (267 x 267 x 67)		in (mm)
Inside Dim R2T58LW		9" x 9" x 1.5" (229 x 229 x 38)		in (mm)

WIND LOADING (LBS)

MODEL	100 MPH	125 MPH
R2T58-19	27.8	43.4



SYSTEM ORDERING INFORMATION

R2T58W-xx 4940-5850MHz RooTenna® regular profile
R2T58LW-xx 4940-5850MHz RooTenna® low profile

(Please note: Where "xx" appears, please specify connector. Connector options include RPSMA, RPTNC, MC Card, MMCX, RPPMCX and U.FL)

NOTES

- All shipments F.O.B. Schaumburg, IL 60173



ANT-DS-R2T58 0410

Any information furnished by Laird Technologies, Inc. and its agents is believed to be accurate and reliable. All specifications are subject to change without notice. Responsibility for the use and application of Laird Technologies materials rests with the end user, since Laird Technologies and its agents cannot be aware of all potential uses. Laird Technologies makes no warranties as to the fitness, merchantability or suitability of any Laird Technologies materials or products for any specific or general uses. Laird Technologies shall not be liable for incidental or consequential damages of any kind. All Laird Technologies products are sold pursuant to the Laird Technologies Terms and Conditions of sale in effect from time to time, a copy of which will be furnished upon request. © Copyright 2010 Laird Technologies, Inc. All Rights Reserved. Laird, Laird Technologies, the Laird Technologies Logo, and other marks are trade marks or registered trade marks of Laird Technologies, Inc. or an affiliate company thereof. Other product or service names may be the property of third parties. Nothing herein provides a license under any Laird Technologies or any third party intellectual property rights.